

A Qualitative Study Exploring Patient, Family Carer and Healthcare Professionals' Direct Experiences and Barriers to Providing and Integrating Palliative Care for Advanced Head and Neck Cancer

Catriona Rachel Mayland^{1,2} , Hannah C. Doughty^{2,3},
Simon N. Rogers^{4,5}, Anna Gola⁶, Stephen Mason² , Cathy Hubbert⁷,
Dominic Macareavy⁵, and Barbara A. Jack⁴

Journal of Palliative Care
2021, Vol. 36(2) 121-129
© The Author(s) 2020



Article reuse guidelines:
sagepub.com/journals-permissions
DOI: 10.1177/0825859720957817
journals.sagepub.com/home/pal



Abstract

Objectives: To report on direct experiences from advanced head and neck cancer patients, family carers and healthcare professionals, and the barriers to integrating specialist palliative care. **Methods:** Using a naturalistic, interpretative approach, within Northwest England, a purposive sample of adult head and neck cancer patients was selected. Their family carers were invited to participate. Healthcare professionals (representing head and neck surgery and specialist nursing; oncology; specialist palliative care; general practice and community nursing) were recruited. All participants underwent face-to-face or telephone interviews. A thematic approach, using a modified version of Colazzi's framework, was used to analyze the data. **Results:** Seventeen interviews were conducted (9 patients, 4 joint with family carers and 8 healthcare professionals). Two main barriers were identified by healthcare professionals: "lack of consensus about timing of Specialist Palliative Care engagement" and "high stake decisions with uncertainty about treatment outcome." The main barrier identified by patients and family carers was "lack of preparedness when transitioning from curable to incurable disease." There were 2 overlapping themes from both groups: "uncertainty about meeting psychological needs" and "misconceptions of palliative care." **Conclusions:** Head and neck cancer has a less predictable disease trajectory, where complex decisions are made and treatment outcomes are less certain. Specific focus is needed to define the optimal way to initiate Specialist Palliative Care referrals which may differ from those used for the wider cancer population. Clearer ways to effectively communicate goals of care are required potentially involving collaboration between Specialist Palliative Care and the wider head and neck cancer team.

Keywords

head and neck cancer, palliative care, qualitative research, integrated care, end-of-life care

Introduction

Head and neck cancer (HNC) has unique complexities due to its effects on eating, speaking and breathing.¹⁻³ This results in prevalent, diverse symptoms^{2,4} with complex pain often experienced.⁴ Issues with speech can cause difficulties with expressing needs, impacting on involvement with decision-making. Altered facial appearance,^{5,6} distressing symptoms and social isolation can contribute to depression and a higher risk of suicide.⁷ Family members report distress and unmet needs.^{8,9} Globally, poverty and deprivation impact on care access.^{10,11}

Specialist Palliative Care (SPC) input with HNC patients may be underutilised, despite the improved symptom control and patient experience when SPC is introduced early into oncological care.¹²⁻¹⁴ Within the UK, only 25% of HNC multi-disciplinary team (MDT) meetings have direct SPC presence¹⁵ although this may relate to meetings being focused on initial diagnosis and treatment plans. In one retrospective, national

¹ Department of Oncology and Metabolism, University of Sheffield, United Kingdom

² Palliative Care Institute, University of Liverpool, United Kingdom

³ Department of Primary Care and Mental Health, University of Liverpool, United Kingdom

⁴ Faculty of Health and Social Care, Edge Hill University, Ormskirk, United Kingdom

⁵ Aintree University Hospitals NHS Foundation Trust, Liverpool, United Kingdom

⁶ Marie Curie Palliative Care Research Department, University College London, United Kingdom

⁷ Aintree Park General Practice, Liverpool, United Kingdom

Corresponding Author:

Catriona Rachel Mayland, Department of Oncology and Metabolism, University of Sheffield, 2nd Floor Broomcross Building, Weston Park Hospital, Whitham Road, Sheffield S10 2SJ, United Kingdom; Palliative Care Institute, Cancer Research Centre, University of Liverpool, 200 London Road, Liverpool L3 9TA, United Kingdom.

Email: C.R.Mayland@sheffield.ac.uk

study, conducted within the U.S.A., only 5% of hospitalized metastatic HNC patients received a SPC consultation.¹⁶ In other studies, referral for SPC input within the hospital or for hospice care could be late in the course of the disease.^{17,18} Variability in accessing services for age and gender has been seen for HNC patients.^{16,18} More widely, low socio-economic groups experience barriers in access to SPC services,¹⁹ which is especially pertinent for HNC patients, where socio-economic status is a recognized factor in both incidence and survival.^{20,21}

There are many barriers to integrating palliative care into cancer care²²: lack of oncologists awareness or knowledge about palliative care²³; lack of effective communication between healthcare professionals and patients (e.g. goals of care)²⁴; limited palliative care resources²⁴; societal misconceptions about palliative care meaning end-of-life²⁴; and lack of sufficient research funding. No studies have explored the specific challenges affecting HNC patients. The aim of this study was to identify the main barriers to integrating SPC within routine oncological care, as perceived by HNC patients, their family carers and healthcare professionals (HCP). The following definition is used for “SPC”: multi-disciplinary teams comprised of individuals who have undertaken specific expert training focused on palliative care needs which cannot be met by patients’ usual healthcare team; SPC teams may operate within the UK hospital, community or hospice setting.

Methods

We adopted a naturalistic, interpretative approach²⁵ to enable a rich understanding of experiences and perceptions.²⁶

Study Setting

Within the UK, HNC care is based on a centralized multidisciplinary model with service integration advocated via a “key worker” role and usually facilitated by a specialist HNC nurse.²⁷ National recommendations advise all professionals caring for HNC patients assess palliative and supportive care needs throughout the illness, including at initial treatment planning, and recognize when SPC expertise is required.²⁸ A weekly, regional MDT meeting occurs within Northwest England which discusses all new and recurrent HNC patients (average 70 patients/month; 8 treated with palliative intent). Regionally, SPC services, funded through public and charitable sources, provide advisory input to community settings (home, care home or out-patient clinic) working with other generic palliative caregivers e.g. General Practitioners and District Nurses (community doctors and nurses). Advisory SPC input is provided within acute hospitals, working with core professionals from the HNC MDT, or SPC teams are directly responsible for care within a SPC in-patient unit or hospice.

Participant Selection

Patients and family carers. Adult patients (over 18 years) with a histological or radiological diagnosis of “advanced” HNC and

aware of their diagnosis (as reported by the clinical team) were purposively sampled.²⁹ “Advanced” HNC incorporated those with incurable disease, and those treated curatively but whom the clinical team judged were “high risk” for developing recurrent disease. Those unable to provide informed consent, perceived to be unduly distressed by participation (either by the clinical or research team), or who lived out with the region (and so a face-to-face interview would be burdensome) were excluded. Identification was conducted by clinical teams during HNC MDT meetings, via out-patient clinics and SPC services in hospitals and hospices, who provided initial study information and permission for the research team to make contact. Opportunities for further information and questions were provided. For each patient, where possible, the family carer was asked if they wished to participate.

Health care professionals. Potential participants were identified using a “word-of-mouth” snowball sampling strategy which is recognized to benefit “inductive, theory-building analysis.”²⁹ Existing linkages with the HNC MDT identified potential community participants. Initially, we aimed to gain views from at least 1 representative working within HNC Surgery; Oncology; SPC; General Practice and Community Nursing. Review of this, deemed that HNC Clinical Nurse Specialist experiences would further enrich the data, in keeping with the concept of “information power,”³⁰ which is an alternative approach to the “data saturation” concept. Those wishing to know more about the study, either made direct contact with the research team or passed on their details via existing participants.

Ethics Approval

Ethical approval was obtained from the Health Research Authority and the North West -Greater Manchester West Research Ethics Committee (REC 17/NW/0083; IRAS project ID 221772). All participants received a Participant Information Sheet and provided written informed consent.

Data Collection

Patient data were collected from case records and included demographic details; Eastern Cooperative Oncology Group (ECOG) performance status³¹; primary diagnosis; presence of metastatic disease; and treatment intent. Family carer data included gender and relationship to patient. Details for HCPs included gender; age; and time working in current area of practice.

Interviews

Semi-structured digitally recorded interviews were conducted in a place convenient for the patient (home, hospital or hospice). Either face-to-face or digitally recorded telephone interviews (a logistical, flexible solution to those who work across a wider geographical area)³² were offered for HCPs. All interviews were conducted by 1 researcher between June and November 2017. Patient and family carer interviews ranged

from 8 to 114 minutes (mean 45 minutes). For 2 patients, verbal communication was especially challenging, so written communication supplemented the interview (and was directly checked with the participant for accuracy). The HCP interviews ranged between 23 and 55 minutes (mean 39 minutes). Field notes were captured immediately after the interviews.

Exploratory topics within the interview schedule (Supplemental File 1) focused on experiences of HNC and specific challenges to integrating SPC. The interview schedule was reviewed and tested by the research team which included medical, nursing, psychology and patient representation.

Analysis

Demographic data were analyzed descriptively and recorded interviews were transcribed *verbatim* and anonymized during this process. For the 2 patients where verbal communication was challenging, a written record was documented by the researcher. A thematic approach to analysis was conducted using the modified principles of Colazzi's framework,³³ namely: organization; familiarization; reduction; and analysis.

To enhance rigor, 2 researchers independently analyzed each transcript to familiarize themselves with the data, recorded initial analytical notes and checked field notes. An inductive approach to coding was used. Both researchers met to compare initial analysis and group the codes together into categories. Data relating to the main research question, the barriers to integrating palliative care, was used as a framework for charting further analysis. Additional discussion, data reduction and analysis across cases was conducted with a third researcher. A final coding scheme was agreed leading to identification of themes and subthemes. All participants were allocated a unique identifier code with participants' quotes used to support findings. For the 2 patients (P1 and P5), where verbal communication was challenging, written communication was incorporated to supplement the interview, and this is indicated by an asterisk (*).

Results

Participants

From 38 eligible patient participants, 10 agreed to be interviewed (Figure 1). One patient died prior to the interview, resulting in a sample of 9 patients. Seven participants were male, and all were aged between 57 and 88 years. There was a wide range of different cancer sites and 4 participants had distant metastatic disease (Table 1).

Four family carers consented to a joint interview, 3 of whom were female and all were the patients' spouse (Table 1). The remaining family members either could not be identified or declined participation. Eight HCPs were interviewed, with an equal gender split and their length of time working in health-care ranged from 15-32 years (Table 2).

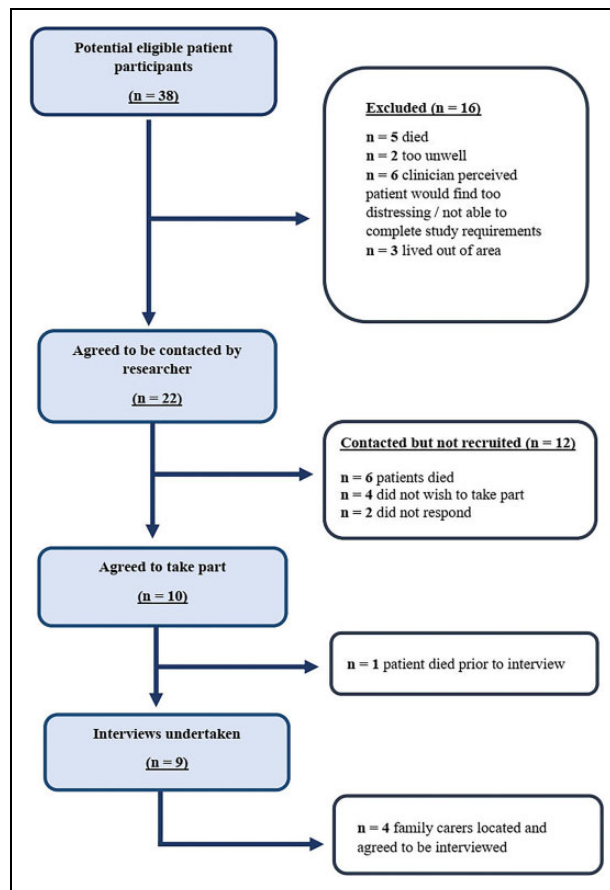


Figure 1. Flow Diagram Illustrating Patient Recruitment.

Themes

The 2 main barriers identified by HCPs were “lack of consensus about timing of Specialist Palliative Care engagement” and “high stake decisions with uncertainty about treatment outcome.” The main challenge identified by patients and family carers was “lack of preparedness when transitioning from curable to incurable disease.” Additionally, there were 2 overlapping themes from both groups, “uncertainty about meeting psychological needs” and “misconceptions of palliative care.”

Healthcare Professionals' Themes

Lack of consensus about timing of specialist palliative care engagement. There was uncertainty about the optimum time to commence SPC engagement with recognition that issues could arise when referral was late.

... I have seen people who have clearly been symptomatic for long periods of time, whereby symptom control isn't possibly as good as it could have been if there was help alongside the way by a specialist. (HCP2)

Engagement with SPC, however, could be perceived as too early in the disease trajectory which was especially challenging

Table 1. Patient and Family Carer Participants' Demographic and Clinical Details.

Participant	Gender	Age range	ECOG status	Presence of distal metastatic disease*	Treatment intent	Place of care at time of interview	Family carer (FC) interviewed	FC gender	FC relationship to patient
P01	Male	70-79	Not recorded	Yes	Palliative	Hospice	No	N/A	N/A
P02	Male	60-69	2	No	Palliative	Home	Yes (FC2)	Female	Wife
P03	Female	50-59	3	Yes	Palliative	Hospice	No	N/A	N/A
P04	Male	80-89	2	No	Palliative	Hospital	No	N/A	N/A
P05	Male	60-69	1	Yes	Palliative	Hospital	No	N/A	N/A
P06	Male	80-89	1	No	Palliative	Hospital	No	N/A	N/A
P07	Female	60-69	2	Yes	Palliative	Home	Yes (FC7)	Male	Husband
P08	Male	60-69	Not recorded	No	Palliative	Home	Yes (FC8)	Female	Wife
P09	Male	60-69	2	Yes	Palliative	Home	Yes (FC9)	Female	Wife

*Specific details of primary cancer site have not been given to protect anonymity but included oropharynx, hypopharynx, tongue, mandible, and parotid gland. "N/A" = not applicable

Table 2. Healthcare Professionals' Demographic Details (n = 8).

Demographic	Number or range
Gender	Male n = 4 Female n = 4
Age range	38-60 years
Length of healthcare experience	15-32 years
Length of time working with head and neck cancer patients	4-27 years
Current area of work	Specialist Palliative Care n = 2 Community Care n = 2 – General Practitioner n = 1 – Community Nursing n = 1 Head and Neck Cancer Multi-Disciplinary Team members n = 4 – Oncology n = 1 – Surgery n = 2 – Clinical Nurse Specialist n = 1

for patients still being considered for potentially curative treatment.

... for our locally advanced patients, to offer surgery, but the survival is going to be what, 40% overall survival, and personally I have always been a bit conflicted about whether you should confront these people with palliative type discussions at this stage. (HCP3)

The issue of appropriateness of SPC referral was raised where the treatment intent was palliative but the patient didn't have overt complex needs.

... I referred them in a manner which said, look, I would rather you were involved earlier. There may be very little for you to do but I think this person should be on your radar... And the letter I got back just didn't, just didn't see... Oh well, there's not much for us to do at this place in time (HCP5)

This raised questions about who was best placed to provide supportive care needs and whether this fell within the SPC remit or was the responsibility of the HNC MDT.

The other group of patients that I often see as well, probably more so than my colleagues in other areas, is that I get referred patients that have undergone curative, or potentially curative treatment for the head and neck cancer, and there doesn't seem to be anywhere for them to go. (HCP7)

... there's a need for some support... It might not necessarily be, erm, palliative support, but certainly some, erm, very experienced cancer support... is very good for patients because they've got lots of, lots of questions. (HCP8)

Overall, further clarity and consensus to streamline SPC referral processes was welcomed.

... more training would definitely help and trigger what in terms of who to refer to and who may be suitable for each patient would definitely help too. (HCP6)

"High stakes" decisions with uncertainty about treatment outcomes. Participants' reflections conveyed the complexity of decision-making, the unpredictable outcomes and the challenges of advance care planning.

... we take them on for what we hope is good palliative surgery, and they get complications and they end up stuck in hospital for weeks, or they die in hospital, and that in hindsight was a mistake. So, these are high stakes decisions... (HCP3)

This could result in difficulty communicating the relevant information to patients and family carers.

I'm not that convinced that they are really, that the, the sequelae and the side effects of treatment are adequately explained to the patient, that they can really understand what, what it's going to feel like. (HCP5)

Healthcare professionals could be left wondering how effective their consultations were in terms of information provision.

Sometimes I wonder how well these conversations go, and I look around the room as if to say you know, “How successful was that conversation?” I don’t know. (HCP1)

Patient and Family Carers Themes

Lack of preparedness when transitioning from curative to incurable disease. Both patients and family carers shared experiences where they perceived communication and preparedness was lacking at this critical moment.

In that consultation when I found out I was terminal, I felt that there should have been an additional appointment, or something so that my family could be there and we could discuss it all as a team. (P1*)

...you know, if Dr (doctor’s name) said “go away and absorb the information, I’ll set up for you to come back in a weeks’ time...I’ll arrange for you to see a palliative consultant,” that would have been to my mind...a really good way of managing a very difficult situation. (P9)

Another participant spoke about how unprepared they felt for receiving bad news.

... until yesterday or the day before, I had no idea they were going to say you know, well this is it and you only have a few weeks, I had no idea that was going to happen at all. (P6)

In some situations, there was a desire to have more specific information. One family carer reflected on their wish for details about prognosis.

... He did ask “how long do I have left” and he did say “well I can’t give you years, I could give you months, I could give you 12, I could give you 3. I don’t know.” So, you’re always coming out of those places thinking, oh I wish, but I don’t think they even know themselves to be frank. Then you think, well you see this everyday so come on, you must know something. (FC2)

Overlapping Themes

Uncertainty about meeting psychological needs. Both patients and HCPs recognized that emotional support was an area of great importance.

Psychological support is, is something that’s really necessary, especially if they’ve had quite sort of, like, “mutilating” surgery (HCP5)

It was also recognized as an area of care which could be improved, for both patients and family carers.

Psychologically I find they need a lot of support... sometimes they could do with more. (HCP8)

...I don’t feel that she (my partner) has had enough support, and I do worry about that... I think that’s where you would need the HCPs to be even more supportive to these people, and so they get the additional support they need... (P1*)

It was not clear, however, who should be providing this support. Rather the importance was placed on someone being there to listen.

...just, having somebody to explain or ask you what your fears are (P7)

I wish that when I was diagnosed I could have been put in the direction of a head and neck support team, with people that have been through this. (P2)

Misconceptions about palliative care. Societal misconceptions about palliative care representing death and dying were widely reported.

... we’ve told friends that (patient’s name) seen a palliative care consultant and you can see them going... as if palliative care is in the last 6 weeks of your life. (FC9)

Misconceptions were not only isolated to the general public, however, but were also recognized within HCPs.

... the District Nurse who we saw first, I think was quite an experienced district nurse, clearly though the way that most people think about palliative care, is that they’re the people that come in in the last 6 weeks of life... (P9)

Fears about palliative care could mean a reluctance for patients to engage with services.

... sometimes patients are like “no, no, no, I don’t want that,” so we let the GP know we have offered that service, they just don’t want it at the moment. (HCP4)

Discussion

Our study findings indicate the main barriers to integrating SPC within routine oncological care relate to the unique complexities of HNC, the decision-making and the uncertainties about treatment outcome. This means it is more challenging to identify the “right” HNC patient at the “right” time who would most benefit from SPC services potentially compared with other cancers. Patients and family carers perceive that increased preparedness for disease transitions and more psychological support are needed. The individual responsibility for the provision of this support wasn’t clearly defined. This study also confirms societal misconceptions about palliative care are also prevalent within a HNC context.

The importance of timely identification of patients who may benefit from SPC is widely recognized. Referrals that are too late can deny patients the full benefit of SPC e.g. timely symptom management and advance care planning. Equally, referrals that are too early may result in patients with few concerns being seen by SPC.³⁴ The transition from curative to non-curative disease can be ill-defined and the disease trajectory for HNC patients is especially complex.³⁵ A national study identified a cohort of HNC patients, who after initially receiving curative treatment, were quickly recognized to have residual or recurrent cancer and required a palliative care focus.³⁶ Hence, there may be specific periods when the patient might benefit from a targeted SPC input focused on symptom control, even although the intent of treatment is curative.³⁷ It is not feasible, however, for every HNC patient being treated with palliative intent to receive input from a relatively scarce specialist resource.

This links with Quill and Abernethy's "coordinated palliative care model" where contributions from both specialists and non-specialists in palliative care are valued.³⁸ The model distinguishes primary palliative care skills (skills which all clinicians should have) from specialist skills (those for managing more complex, challenging situations) but enables both to work together in a collaborative manner.³⁸ The primary care or treating specialist would lead the initial palliative care, involve the SPC team for complex or intractable issues, and then continue the ongoing care if, and when, the issues were resolved. The European Association for Palliative Care (EAPC) has provided recommended levels of education in palliative care to support this model.³⁹

Despite national recommendations that all core HNC MDT members should have advanced communication skills,²⁸ issues were identified relating to the information provision and goals of care. This is similar to another study exploring the communication of prognostication information to HNC patients.⁴⁰ Issues identified related to medical jargon, paternalism and the omission of specific prognostic information.⁴⁰ Additionally, HNC patients can have a reluctance to engage with advance care planning due to their focus on treatments which increase the longevity of life⁴¹ and differences in preferences about the level of information they desire.⁴²

A systematic review reported that factors promoting good partnership working between specialists and non-specialists in palliative care included: clear definition of roles and responsibilities; good communication; shared learning and education; appropriate, timely SPC access and coordinated care.⁴³ Our study findings would suggest clarity about roles for providing psychological support is important. Additionally, in the context of complex HNC decisions, uncertain treatment outcomes and emerging immunotherapy treatments,⁴⁴ another area of focus and collaboration would be defining and effectively communicating goals of care.

The optimal way to "incorporate palliative care in the multidisciplinary management of patients with high risk squamous cell cancer of the head and neck" remains unclear.⁴⁵ Internationally, to help gain consensus on who should be referred and the optimal timing of SPC out-patient referral,

a Delphi study was conducted.³⁴ This defined 11 major needs- and timing-based referral criteria. In view of the less predictable disease trajectory, criteria such as these need further validation within the HNC remit to see if they provide timely and appropriate SPC referrals. Additionally, although there are a number of models promoting palliative care integration within oncological care, including time-, provider-, issue-, or system-based models,¹² it is unclear which are the most appropriate for HNC patients. Investment into research funding is required to evaluate specific interventions which promote high quality care and good communication. As HNC is associated with "aggressive" interventions at the end-of-life,^{46,47} a focus on cost-effective use of healthcare resources would also be pertinent.

Strengths and Limitations

This study has several strengths. Firstly, data from patients, family carers, and HCPs enabled multiple perspectives to be obtained, bringing breadth and depth to the study. The researcher conducting the interviews had a psychology background potentially enabling a more open approach to both positive and negative care experiences. Although previous studies have explored challenges to integrating palliative care, none have specifically focused within a HNC population. Many HNC qualitative studies have assessed issues earlier in their disease trajectory.^{8,48} By engaging with advanced HNC patients, they represent a "hard to reach" group.

There were limitations to the study. Firstly, we did not recruit any patients who had been treated with curative intent but were recognized to be "high risk" for recurrence. There may have been a degree of healthcare professional "gatekeeping" and a reluctance to consider those who were not already linked into SPC services in case participation potentially caused distress. Their viewpoint could have helped identify additional challenges faced earlier in the illness. Secondly, due to difficulties with verbal communication, 1 patient interview was very short. Limiting the study to only those who were verbally articulate, however, did not seem ethically appropriate. Thirdly, member checking of the transcripts was not deemed to be practical due to the advancing illness and the limited time available for the HCPs. Finally, the study was conducted within 1 healthcare system and further research would be valuable to explore barriers within different countries and systems.

Conclusion

HNC reflects an illness with a less predictable disease trajectory, where highly complex decisions are made and treatment outcomes can be less certain. A specific focus needs to be given to the optimal way to initiate SPC referrals which may not be in keeping with those used for the wider cancer population. Clearer ways to effectively communicate the goals of care are required potentially adopting a collaborative

approach between SPC and the wider HNC MDT earlier in the disease trajectory.

Abbreviations

HCP	healthcare professionals
HNC	head and neck cancer
MDT	Multi-disciplinary Team
SPC	Specialist Palliative Care
UK	United Kingdom

Authors' Note

The datasets generated and analyzed during the current study are predominately qualitative in nature and are available from the corresponding author on reasonable request. CRM, SNR, AG, and BJ conceived and designed the study with specific contributions from SM, CH and DM. HCD conducted the qualitative interviews. CRM, HCD and BJ analyzed the data. CRM, HCD, SNR, AG, SM, CH, DM, BAJ interpreted the data. CRM drafted the manuscript and all authors have approved the submitted version. Informed consent was obtained from all individual participants included in the study and specifically included consent to use anonymized quotations in publications. Ethical approval was obtained from the Health Research Authority and the North West -Greater Manchester West Research Ethics Committee (REC 17/NW/0083; IRAS project ID 221772). All procedures performed in studies involving human participants were in accordance with the ethical standards of the institution and/or national research committee and with the 1964 Helsinki declaration and its later amendments or comparable ethical standards. All data were stored in accordance with the National Health Service (NHS) and University data management and storage policies. Informed consent was obtained from all individual participants included in the study.

Acknowledgments

We wish to thank all the participants for their time and contribution to the interviews, and to Helen Rowe for her support with helping transcribe the interviews. Additionally, we would like to thank the support provided from the research sites and participant identification centers.



Declaration of Conflicting Interests

The author(s) declared no potential conflicts of interest with respect to the research, authorship, and/or publication of this article.

Funding

The author(s) disclosed receipt of the following financial support for the research, authorship, and/or publication of this article: Funding for this study was provided by Liverpool Clinical Commissioning Group "Research Capability Funding." This funder did not have a role in the study design, collection, analysis or interpretation of the data nor in the writing of the manuscript. Charitable funding was also provided by the Aintree Head and Neck Patient and Carer Research Forum. Mr Dominic Macreavy, a co-author for this manuscript, is the Chair of this Forum. Dr Catriona Mayland is funded by Yorkshire Cancer Research.

ORCID iDs

Catriona Rachel Mayland  <https://orcid.org/0000-0002-1440-9953>
 Stephen Mason  <https://orcid.org/0000-0002-4020-6869>

Supplemental Material

Supplemental material for this article is available online.

References

1. Mayland CR, Payne S. Head and neck cancer. A marginalised group?. *Pall Med*. 2018;32(8):1286-1287.
2. Lokker ME, Offerman MP, van der Velden LA, de Boer MF, Pruyn JF, Teunissen SC. Symptoms of patients with incurable head and neck cancer: prevalence and impact on daily functioning. *Head Neck*. 2013;35(6):868-876. doi:10.1002/hed.23053
3. Ferlito A, Rogers SN, Shaha AR, Bradley PJ, Rinando A. Quality of life in head and neck cancer. *Acta Otolaryngol*. 2003;123(1):5-7.
4. Lal P, Verma M, Kumar G, Shrivastava R, Kumar S. Initial experience of head and neck cancer patients treated in an oncologist led palliative cancer care clinic at a tertiary cancer centre in Uttar Pradesh: is the initiative of a full-fledged palliative care for cancer patients justified. *Indian J Palliat Care*. 2016;22(4):477-484.
5. Callahan C. Facial disfigurement and sense of self in head and neck cancer. *Soc Work Health Care*. 2004;40(2):73-87.
6. Henry M, Ho A, Lambert SD, et al. Looking beyond disfigurement: the experience of patients with head and neck cancer. *J Palliat Care*. 2014;30(1):5-15.
7. Kam D, Salib A, Gorgy G, et al. Incidence of suicide in patients with head and neck cancer. *JAMA Otolaryngol Head Neck Surg*. 2015;141(12):1075-1081.
8. Badr H, Herbert K, Reckson B, Rainey H, Sallam A, Gupta V. Unmet needs and relationship challenges of head and neck cancer patients and their spouses. *J Psychosoc Oncol*. 2016;34(4):336-346.
9. Balfe M, Keohane K, O'Brien K, Sharp L. Social networks, social support and social negativity: a qualitative study of head and neck cancer caregivers' experiences. *Eur J Cancer Care*. 2017; 26 (6): e12619. doi:10.1111/ecc
10. Satija A, Lorenz K, DeNatale M, Spruyt O, Deo SV, Bhatnagar S. Role of early palliative care in advanced head and neck cancer patients. *Indian J Palliative Care*. 2019;25(1):153-155.
11. National End of Life Care Intell Network. Head and neck cancers in England: who dies from them and where do they die? 2014. https://webarchive.nationalarchives.gov.uk/20190501131928/http://www.endoflifecare-intelligence.org.uk/resources/publications/head_and_neck. Accessed September 7, 2020.
12. Hui D, Hannon BL, Zimmermann C, Bruera E. Improving patient and caregiver outcomes in oncology: team-based, timely and targeted palliative care. *Ca Cancer J Clin*. 2018;68(5):356-376.
13. Gaertner J, Siemens W, Meerpohl JJ, et al. Effect of specialist palliative care on quality of life in adults with advanced incurable illness in hospital, hospice or community settings: a systematic review and meta-analysis. *BMJ*. 2017;357:j2925.
14. Haun MW, Estel S, Rucker G, et al. Early palliative care for adults with advanced cancer. Cochrane systematic review. Cochrane Library. 2017. https://www.cochrane.org/CD011129/SYMPT_early-palliative-care-adults-advanced-cancer. Accessed November 12, 2019.

15. Bradley PJ, Zutshi B, Nutting CM. An audit of clinical resources available for the care of head and neck cancer patients in England. *Clin Oncol*. 2005;17(8):604-609.
16. Mulvey CL, Smith TJ, Gourin CG. Use of inpatient palliative care services in patients with metastatic incurable head and neck cancer. *Head Neck* 2016;38(3):355-363.
17. Fullarton M, Pybus S, Mayland C, Rogers SN. Analysis of deaths between 2007 and 2012 of patients with cancer of the head and neck on a surgical ward at a regional centre and in an independent hospice. *B J Oral Maxillo Surg*. 2016;54(1):62-67.
18. Enomoto LM, Schaefer EW, Goldenberg D, Mackley H, Koch WM, Hollenbeak CS. The cost of hospice services in terminally ill patients with head and neck cancer. *JAMA Otolaryngol Head Neck Surg*. 2015;141(12):1066-1074. doi:10.1001/jamaoto.2015.2162
19. Lewis JM, DiGiacomo M, Currow DC, Davidson PM. Dying in the margins: understanding palliative care and socioeconomic deprivation in the developed world. *J Pain Symptom Manage*. 2011;42(1):105-118.
20. Conway DI, McMahon AD, Smith K, et al. Components of socioeconomic risk associated with head and neck cancer: a population-based case-control study in Scotland. *B J Oral Maxillofac Surg*. 2010;48(1):11-17.
21. Rylands J, Lowe D, Rogers SN. Outcomes by area of residence deprivation in a cohort of oral cancer patients: Survival, health-related quality of life, and place of death. *Oral Oncol*. 2016;52:30-36. doi:10.1016/j.oraloncology.2015.10.017
22. Zhi WI, Smith TJ. Early integration of palliative care into oncology: evidence, challenges and barriers. *Ann Palliat Med*. 2015;4(3):122-131.
23. Schenker Y, Crowley-Matoka M, Dohan D, et al. Oncologist factors that influence referrals to subspecialty palliative care clinics. *J Oncol Pract*. 2014;10:e37-44.
24. Granek L, Krzyzanowska MK, Tozer R, Mazzotta P. Oncologists' strategies and barriers to effective communication about the end of life. *J Oncol Pract*. 2013;9(4):e 129-135.
25. Ritchie J, Lewis J, Nicholls CM, Ormston R, eds. *Qualitative Research Practice: A Guide for Social Science Students and Researchers*. Sage Publications; 2003.
26. Polit DF, Beck C. *Essentials of Nursing Research. Appraising Evidence for Nursing Practice*. 9th ed. Wolters Kluwer Health; 2017.
27. Hughes C, Homer J, Bradley P, et al. An evaluation of current services available for people diagnosed with head and neck cancer in the UK (2009–2010). *Clin Oncol*. 2012;14:e187-e192.
28. Cocks H, Ah-See K, Capel M, Taylor P. Palliative and supportive care in head and neck cancer: national multidisciplinary guidelines. *J Laryngol Otol*. 2016;130(2):S198-S207.
29. Miles M, Huberman A. *Qualitative Data Analysis: An Expanded Sourcebook*. Sage; 1994:27-34. ("Sampling: Bounding the collection of data").
30. Malterud K, Siersma VD, Guassora AD. Sample size in qualitative interview studies: guided by information power. *Qual Health Res*. 2016;26(13):1753-1760.
31. Oken MM, Creech RH, Tormey DC, et al. Toxicity and response criteria of the Eastern Cooperative Oncology Group. *Am J Clin Oncol*. 1982;5(6):649-655.
32. Musselwhite K, Cuff L, McGregor L, King K. The telephone interview is an effective way of data collection in clinical nursing research: a discussion paper. *Int J Nurs*. 2007;44(6):1064-1070.
33. Colazzi P. Psychological research as the phenomenologist views it. In: Vale R, Kings M, eds. *Existential Phenomenological Alternatives for Psychology Oxford*. University Press; 1978:48-71.
34. Hui D, Mori M, Watanabe SM, et al. Referral criteria for outpatient specialty palliative cancer care: an international consensus. *Lancet Oncol*. 2016;17(12):e552-559. doi:10.1016/S1470-2045(16)30577-0
35. Ullgren H, Kirkpatrick L, Kilpeläinen S, Sharp L. Working in silos? Head and neck cancer patients during and after treatment with or without early palliative care referral. *Eur J Oncology Nurs*. 2017; 26: 56-62. doi:10.1016/j.ejon.2016.12.003
36. Mayland CR, Ingarfield K, Rogers SN, et al. Disease trajectories, place and mode of death in people with head and neck cancer: findings from the 'Head and Neck 5000' population-based prospective clinical cohort study. *Palliat Med*. 2020;34(5):639-650. doi:10.1177/0269216320904313
37. Schuman AG, Fins JJ, Prince ME. Improving end-of-life care for head and neck cancer patients. *Expert Rev Anticancer Ther*. 2012;12(3):335-343.
38. Quill TE, Abernethy A. Generalist plus specialist palliative care—creating a more sustainable model. *N Engl J Med*. 2013;368(13):1173-1175. doi:10.1056/NEJMp1215620
39. Gamondi C, Larkin P, Payne S. Core competencies in palliative care: an EAPC White Paper on palliative care education—part 1. *Eur J Palliat Care*. 2013;20(2):86-91.
40. Dronkers EA, Hoesseini A, de Boer MF, Offerman MP. Communication of prognosis in head and neck cancer patients; a descriptive qualitative analysis. *Oral Oncol*. 2018;84:76-81. doi:10.1016/j.oraloncology.2018.07.014
41. Gill SS, Frew J, Fry A, et al. Priorities for the head and neck cancer patient, their companion and members of the multidisciplinary team and decision regret. *Clin Oncol (R Coll Radiol)*. 2011;23(8):518-524. doi:10.1016/j.clon.2011.03.014
42. O'Sullivan EM, Higginson IJ. 'I'll continue as long as I can, and die when I can't help it': a qualitative exploration of the views of end-of-life care by those affected by head and neck cancer (HNC). *BMJ Supp Pall Care*. 2016;6(1):43-51.
43. Gardiner C, Gott M, Ingleton C. Factors supporting good partnership working between generalist and specialist palliative care services: a systematic review. *Br J Gen Pract*. 2012;62(598):e353-e362. doi:10.3399/bjgp12X641474
44. Cramer JD, Burtness B, Le QT, Ferris RL. The changing therapeutic landscape of head and neck cancer. *Nat Rev Clin Oncol*. 2019;16(11):669-683. doi:10.1038/s41571-019-0227-z
45. Schenker Y, Arnold RM, Bauman JE, Heron DE, Johnson JT. An enhanced role for palliative care in multidisciplinary approach for high risk head and neck cancer. *Cancer*. 2016;122(3):340-343.
46. Chang TS, Su YC, Lee CC. Determinants for aggressive end-of-life care for oral cancer patients. *Medicine*. 2015;94(4):e460. doi:10.1097/MD.0000000000000460

-
47. Henson LA, Higginson IJ, Gao W. What factors influence emergency department visits by patients with cancer at the end of life? Analysis of a 124, 030 patient cohort. *Palliat Med.* 2018; 32 (2): 426-438. doi:10.1177/0269216317713428
48. Isaksson J, Salander P, Lilliehorn S, Laurell G. Living an everyday life with head and neck cancer 2-2.5 years post-diagnosis—a qualitative prospective study of 56 patients. *Soc Sci Med.* 2016; 154:54-61. doi:10.1016/j.socscimed.2016.02.031